

Hub 2 Plus Jeweller

Security system control panel supporting photo verification. Compatible with all Ajax wireless devices of the Jeweller product line¹.



Find the detailed information on the device by QR code or at the link:

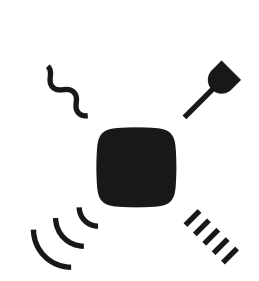
 <http://ajax.systems/support/devices/hub-2-plus/>




2
GRADE
EN 50131

PD 6662
2017

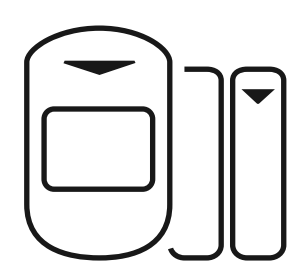
Key features




4 communication channels: Ethernet, Wi-Fi, and two SIM cards (2G/3G/4G)



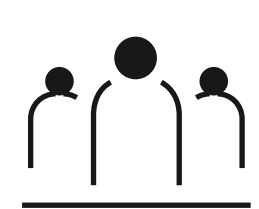
Detectors with photo verification support




Up to 200 devices




Up to 100 cameras or DVRs



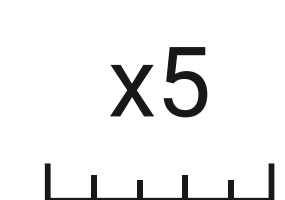
Up to 200 users



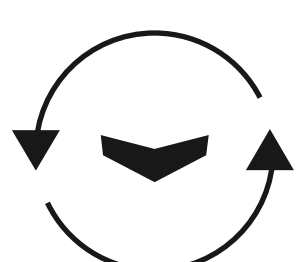
Up to 25 security groups




Up to 64 scenarios



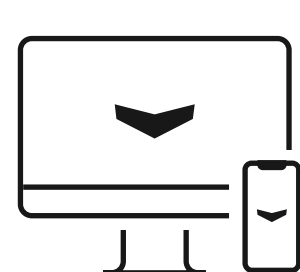
Up to 5 range extenders




Free software updates



Effortless installation and maintenance



Remote control and setup via the app



Connecting via QR code

Always online

To guarantee prompt alarm transmission to the monitoring station and users, Hub 2 Plus can be connected to four Internet providers at a time via Ethernet, Wi-Fi, and two SIM cards (2G, 3G, or LTE). Automatic switching between channels takes seconds.


Hub 2 Plus reduces the security system dependence on the conditions at the facility. The control panel is equipped with a backup battery, providing up to 15 hours of operation in case of a blackout. The system will report a power-down and a restoration of power to the CMS and all users.



Photo verification


To help CMS operators and clients assess the situation in case of alarm, Hub 2 Plus supports MotionCam and MotionCam Outdoor detectors. When triggered, detectors take a series of photos with the reason for alarm. Visual verification reduces unnecessary patrol dispatches and saves the client’s nerves.

Hub 2 Plus runs up to 200 detectors with photo verification and delivers photos to users and security companies in 9 seconds, even when using SIM cards. Thanks to LTE support.

 The control panel also supports motion detectors with the PhOD feature. Such devices take photos on demand and in the case of alarms.


Guaranteed delivery of alarms and photos

To ensure reliable communications with connected devices, Hub 2 Plus is equipped with four antennas and supports two proprietary radio protocols: **Jeweller** and **Wings**. **Jeweller** is responsible for transmitting commands, events, and alarms, while **Wings** provides transmission of photos. Ajax two-way radio communication uses frames to synchronize communication with connected devices, authentication to prevent forgery, and encryption to protect transmitted data.

 **Jeweller**

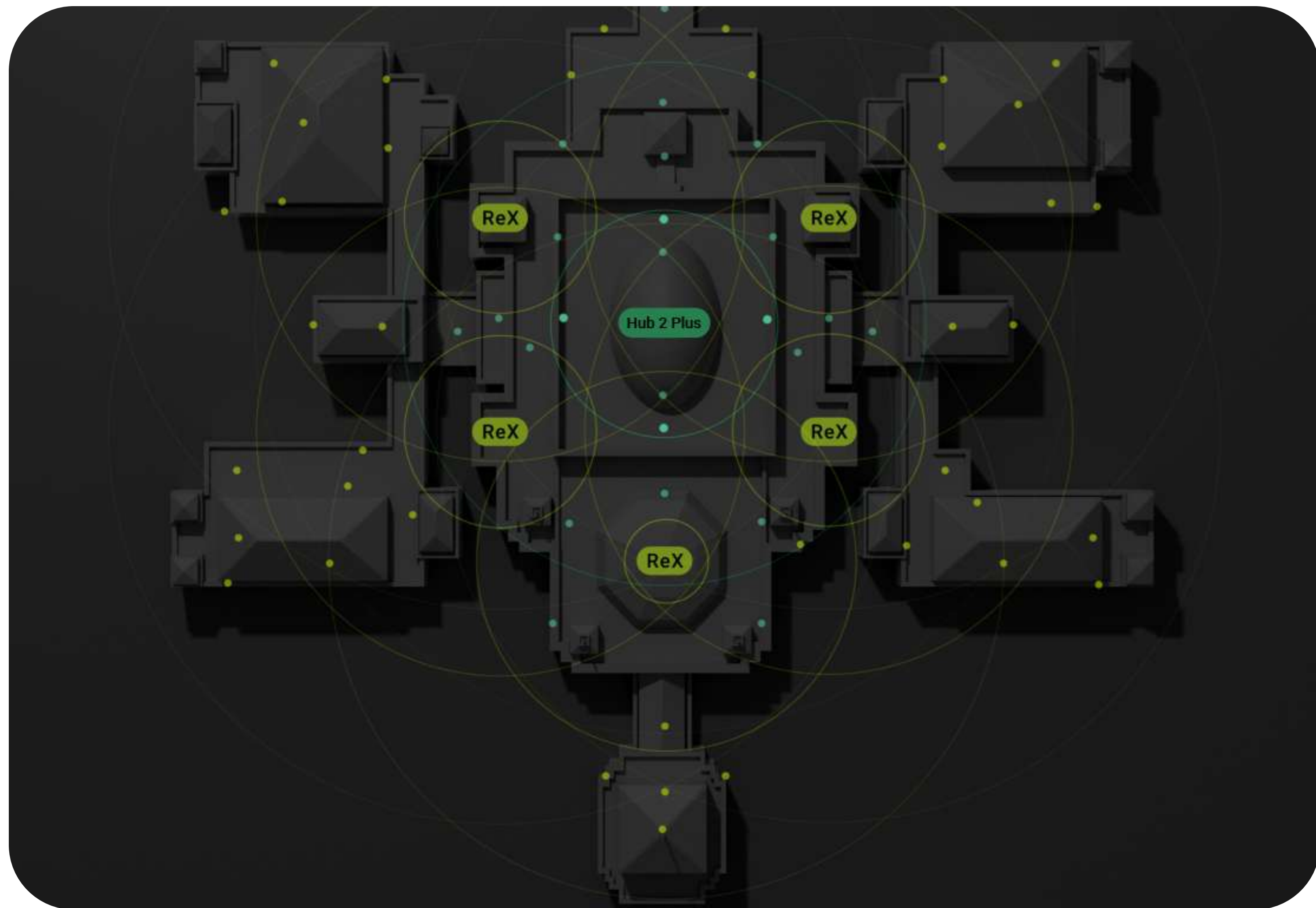
up to 2,000 m Jeweller communication range

0.3 s Alarm delivery

 **Wings**

up to 1,700 m Wings communication range

9 s First photo delivery



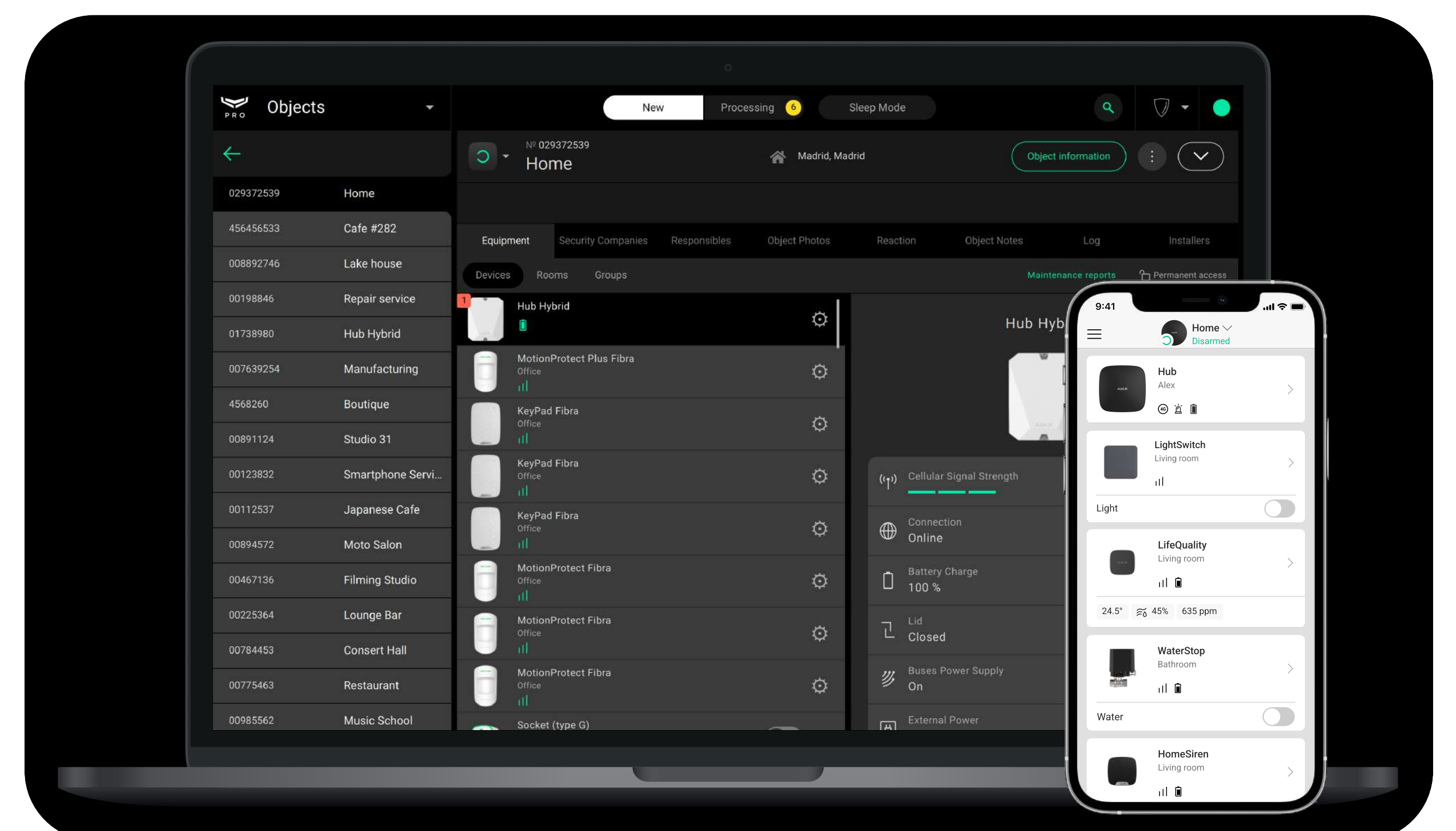
Protection of large premises

Business centres, factories, and multi-story villas with outbuildings — Hub 2 Plus is ready to secure even the most complicated properties. This hub can control up to 200 devices and manage 25 security groups with 200 users. This allows security personnel to divide large premises into zones and organize staff access.

Hub 2 Plus supports 64 scenarios. It can automatically arm and disarm the entire security system or certain groups by schedule. Using automation devices, Hub 2 Plus can control lights, electric locks, and roller shutters. Scenarios can be activated in response to security mode changes, alarms, or Button commands.

Controlled with apps

We've developed two types of applications: for users and for PRO. Users' apps are designed for monitoring alarms and managing security via smartphone. Apps for PRO are designed to manage system settings via PC or smartphone.





All types of Ajax apps connect to a hub using a secure channel with Ajax Cloud — our server solution located at several AWS data centres. All security system settings are always available in the app. Even when PRO is far away from the facility, he can connect CCTV cameras, add users, test radio signal level, create security groups and scenarios, or connect a hub to an alarm monitoring company.

Fast connection and installation

Hub 2 Plus is ready to work right out of the box. It comes with pre-installed communication modules, a power supply unit, and a backup battery. To begin the system set-up, you'll need to plug the device into a power socket, connect it to the Internet, insert SIM cards, and scan the QR code using the app. Thanks to SmartBracket, installers don't need to disassemble the control panel to mount it.



Technical specifications


Compliance with standards	EN 50131 (Grade 2) PD 6662:2017	Connection to CMS	SurGard (Contact ID) SIA (DC-09) ADEMCO 685 Other proprietary protocols
Connected devices	up to 200 wireless devices Including up to 5 range extenders and up to 10 sirens	Features	200 users 100 cameras or DVRs 64 automation scenarios 25 security groups
Communication channels with Ajax devices	<div> Jeweller communication technology</div> <div> Wings communication technology</div> <div>Frequency bands 866.0–866.5 MHz 868.0–868.6 MHz 868.7–869.2 MHz 905.0–926.5 MHz 915.85–926.5 MHz 921.0–922.0 MHz Depends on the sales region.</div> <div>Maximum effective radiated power (ERP) ≤25 mW</div> <div>Jeweller communication range up to 2,000 m In an open space</div> <div>Wings communication range up to 1,700 m In an open space</div>	External communication channels	Ethernet 8P8C slot Up to 100 Mb/s Wi-Fi 802.11 b/g/n Cellular network 2 slots for micro-SIMs 2G (GSM900/DCS1800 (B3/B8)) 3G (WCDMA 850/900/2100 (B1/B5/B8)) 4G/LTE (FDD B1/B3/B5/B7/B8/B20)

Power supply	<div><div>Main power supply 100–240 V~, 50/60 Hz</div><div>Backup power supply Li-Ion battery with 2 A·h capacity</div></div>	Installation	<div><div>Operating temperature range from -10°C to +40°C</div><div>Operating humidity up to 75%</div><div>Protection class IP20</div></div>
Enclosure	<div><div>Colour white, black</div><div>Dimensions 163 × 163 × 36 mm</div><div>Weight 351 g</div><div>Tampering alarm</div></div>	Complete set	<div><div>Hub 2 Plus Jeweller</div><div>Power cable</div><div>Ethernet cable</div><div>SIM card</div><div>Depends on the region of sale</div><div>Installation kit</div><div>Quick Start Guide</div></div>

¹ — The hub cannot be connected to another hub. uartBridge or ocBridge Plus cannot be connected to the Ajax hubs.

MotionCam Jeweller

Wireless indoor IR motion detector supporting photo verification of alarms.



An Ajax hub is required for operation. Find the detailed information on the device by the link:

<http://ajax.systems/support/devices/motioncam/>



2
GRADE
EN 50131

PD 6662
2017

Key features

Up to 12 m detection distance

Pet immunity

False alarms prevention algorithm

Up to 4 years of operation on pre-installed batteries

Remote control and setup via the app

88.5°/80° viewing angles

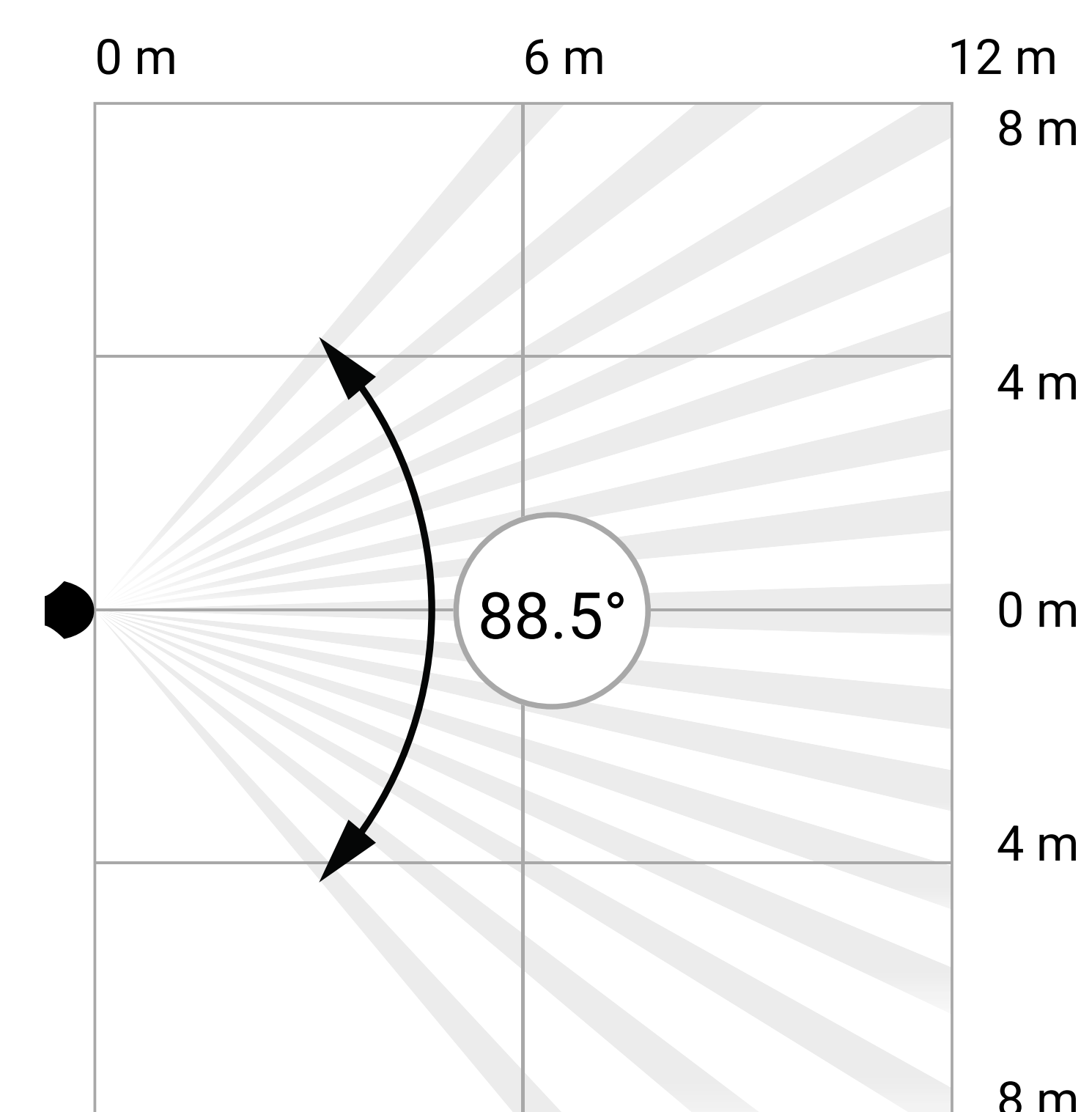
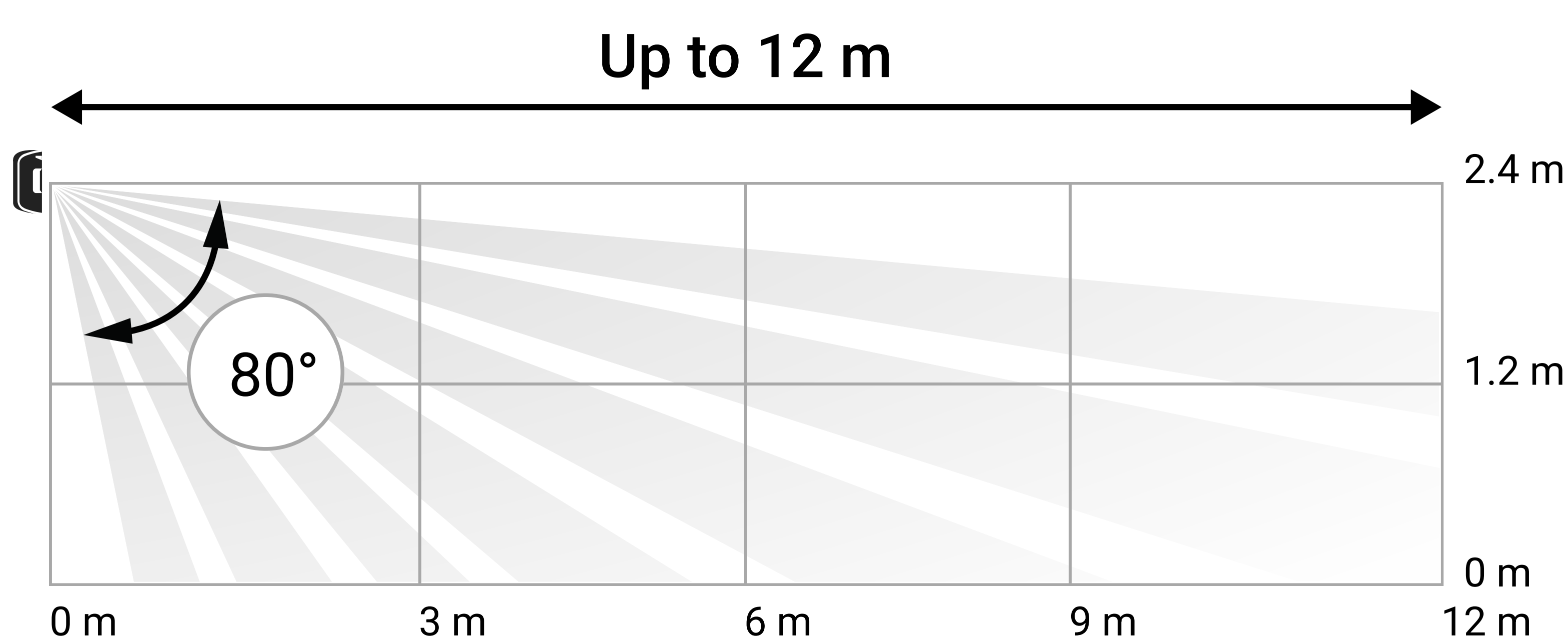
Temperature compensation

A built-in camera for photo verification

Effortless installation and replacement

Connecting via QR code

Angles and detection range



False alarms prevention

Optics

The detector lens increases sensitivity to human motion, cutting off false alarms caused by other sources of IR radiation. It is designed so that potential IR radiation from pets and other interferences affect only the small lens sections. Large sections, on the contrary, are aimed at the most likely places of burglar motion.

Software

For additional protection against false alarms, the detector uses the SmartDetect algorithm. The armed detector constantly analyses the thermal diagram from the IR sensor: the intensity of IR radiation, the size of the thermal spots, the speed of movement and other parameters.

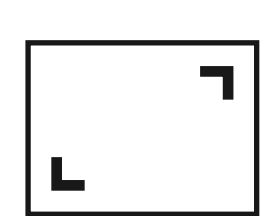
Installation

When properly installed and configured, the detector does not react to common sources of false alarms and pets under 50 cm tall and 20 kg in weight. The detector has pre-installed batteries and the SmartBracket mounting panel. So, installers don't need to disassemble the device and won't damage the electronics during installation.

Photo verification



MotionCam equipped with a built-in camera to show the real situation at the facility. A built-in camera is activated if the detector is armed and motion is detected. Only users with access to the hub event feed and security company employees can view the photos. The detector software architecture does not support taking a photo on demand.



Up to 640 × 480 pixels
photo resolution



Up to 5 photos in a series



IR backlight for low light
conditions

Privacy on demand

MotionCam is designed to control security, not privacy. Graphic data is securely protected by encryption at each step of transmission and storage. Only hub users can access its virtual storage on Ajax Cloud and view photos taken by MotionCam detectors. Photos are stored for up to 6 months in the hub event log in Ajax apps. The Ajax Cloud is located on geographically distributed servers in compliance with the General Data Protection Regulation (GDPR) requirements.

Monitoring software supporting the Ajax photo verification



Horus



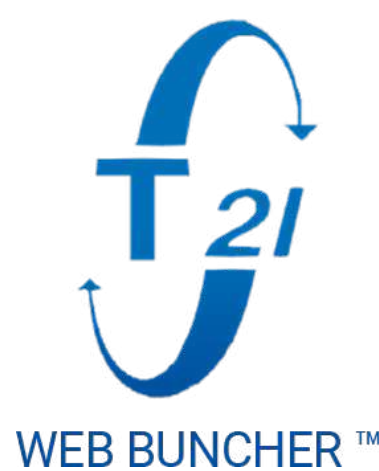
Manitou



SBN



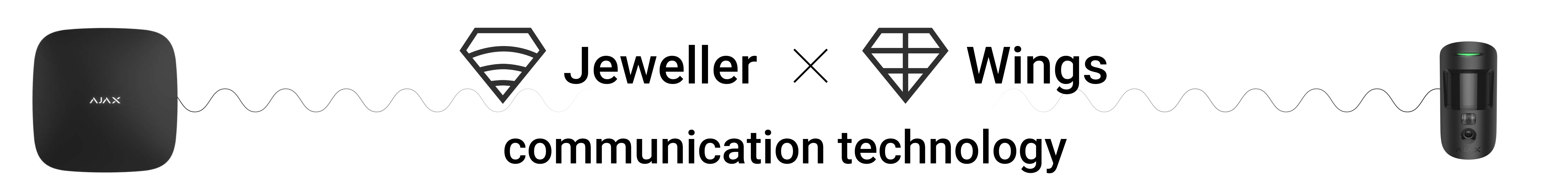
Sentinel



WBB

See the full list by the link: ajax.systems/connecting-to-cms/

Two-way encrypted communication



Jeweller and **Wings** are two-way **wireless data transfer protocols** that provide fast and reliable communication between hubs and connected devices. **Jeweller** delivers instant data-rich alarms: security companies and users know which device was triggered, when and where it happened. **Wings** delivers photos taken by a detector built-in camera.

Both protocols feature **encryption** and **authentication** to prevent forgery, and **polling** to display devices' status. Supporting **up to 1,700 m** of wireless connectivity between MotionCam detectors and hub (or range extender), Jeweller and Wings are ready to protect facilities and deliver **the best user experience** for both end users and installers.

The first photo delivery in 9 s¹

Alarm delivery within 0.3 s

Technical specifications



Compliance with standards	EN 50131 (Grade 2) PD 6662:2017	CMS connectivity	Hubs Hub 2 Hub 2 Plus Hub Hybrid (2G) Hub Hybrid (4G) Range extenders ReX 2
Communication channels with Ajax devices	<div> Jeweller communication technology</div> <div> Wings communication technology</div> <div>Frequency bands 866.0 – 866.5 MHz 868.0 – 868.6 MHz 868.7 – 869.2 MHz 905.0 – 926.5 MHz 915.85 – 926.5 MHz 921.0 – 922.0 MHz Depends on the region of sales.</div> <div>Maximum effective radiated power (ERP) ≤ 20 mW</div> <div>Communication range up to 1,700 m In an open space.</div> <div>Polling interval 12–300 s Adjusted by PRO or user with admin rights in the Ajax app.</div> <div>Protection against forgery Device authentication</div>	Motion detection	Sensitive element PIR sensor Detection distance up to 12 m When installed at a height of 2.4 m. Detection angles horizontal – 88.5° vertical – 80° Motion detection speed from 0.3 to 2.0 m/s The direction of the detector lens should be perpendicular to an alleged intrusion path into the facility. Temperature compensation Sensitivity 3 levels Adjusted by PRO or user with admin rights in the Ajax app. Pet immunity weight: up to 20 kg height: up to 50 cm


Photo verification	<p>Photo resolution in pixels 640 × 480 320 × 240 (default) 160 × 120 Adjusted by PRO or user with admin rights in the Ajax app</p> <p>Photos in a series from 1 to 5 pics Adjusted by PRO or user with admin rights in the Ajax app</p> <p>IR backlight</p>	Installation	<p>Recommended installation height 2.4 m</p> <p>Operating temperature range from –10°C to +40°C</p> <p>Operating humidity up to 75%</p> <p>Protection class IP50</p>
Power supply	<p>Battery 2 x CR123A Pre-installed.</p> <p>Battery life up to 4 years</p>	Enclosure	<p>Colour white, black</p> <p>Dimensions 110 × 65 × 50 mm</p> <p>Weight 86 g</p> <p>Tampering alarm</p>
Complete set	<p>MotionCam Jeweller 2 × CR123A battery Pre-installed SmartBracket mounting panel Installation kit Quick Start Guide</p>		

DoorProtect Jeweller


Wireless indoor opening detector



An Ajax hub is required for operation.
Find the detailed information on the
device at the link:



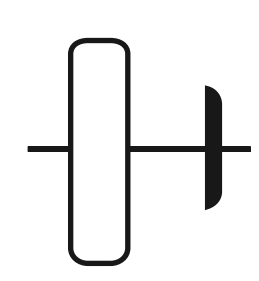
<https://ajax.systems/support/devices/doorprotect/>



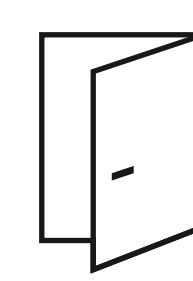
2
GRADE
EN 50131

PD 6662
2017

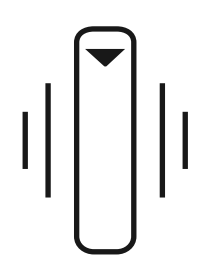
Key features



More installation options with two
magnets of different size




The reed switch with a resource
of 2,000,000 openings




Protected against reed switch
chattering



Additional NC input for connecting a
third-party detector




Up to 7 years of operation on pre-
installed battery



Up to 1,200 m of two-way encrypted
wireless communication



Remote control and setup via the app




Pairing via QR code

Jeweller communication technology

Jeweller is a **two-way wireless protocol** that provides fast and reliable communication between hubs and devices. The protocol delivers instant data-rich alarms: security companies and users know which device was triggered, when and where it happened.

Jeweller features **encryption** and **authentication** to prevent forgery, and **polling** to display devices' status in real time. Supporting **up to 1,200 m** of wireless connectivity, Jeweller is ready to protect facilities and deliver **the best user experience** for both end users and installers.

Technical specifications

Compliance with standards	EN 50131 (Grade 2) PD 6662:2017	Compatibility	Hubs all Ajax hubs Range extenders all Ajax radio signal range extenders
Communication with control panel and range extenders	 Jeweller communication technology Frequency bands 866.0 – 866.5 MHz 868.0 – 868.6 MHz 868.7 – 869.2 MHz 905.0 – 926.5 MHz 915.85 – 926.5 MHz 921.0 – 922.0 MHz Depends on the region of sales Maximum effective radiated power (ERP) ≤ 20 mW Communication range up to 1,200 m In an open space Polling interval 12–300 sec Adjusted by PRO or user with admin rights in the Ajax app Protection against forgery Device authentication	Detection	Sensing element 1 × reed switch Opening sensors resource 2,000,000 openings Third-party detector connection wired detector with the normally closed (NC) contact type


Power supply	<div>1 × CR123A, 3 V</div> <div>Pre-installed</div> <div>up to 7 years of battery life</div>	Installation	<div>Operating temperature range</div> <div>from −10°C to +40°C</div> <div>Operating humidity</div> <div>up to 75%</div> <div>Ingress protection</div> <div>IP50</div>
Enclosure	<div>Colours</div> <div>white, black</div> <div>Dimensions</div> <div>Ø 20 × 90 mm</div> <div>Weight</div> <div>29 g</div> <div>Tampering alarm</div>	Complete set	<div>DoorProtect Jeweller</div> <div>2 magnets</div> <div>(small and large)</div> <div>1 × CR123A (pre-installed)</div> <div>SmartBracket</div> <div>Installation kit</div> <div>External contact for NC detector</div> <div>Quick Start Guide</div>

SpaceControl Jeweller

Key fob for controlling the security system.




An Ajax hub is required for operation.
Find the detailed information on the
device at the link:

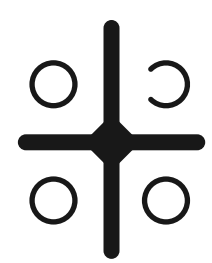


ajax.systems/support/devices/spacecontrol/

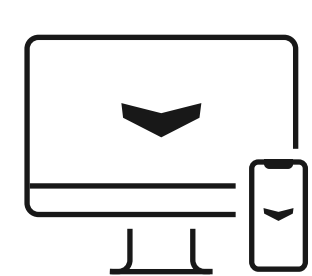
Key features




Build-in panic button in case of emergency




Indication of command execution by LED




Remote control and setup via the app



Double or long press against accidental activation



Connecting via QR code




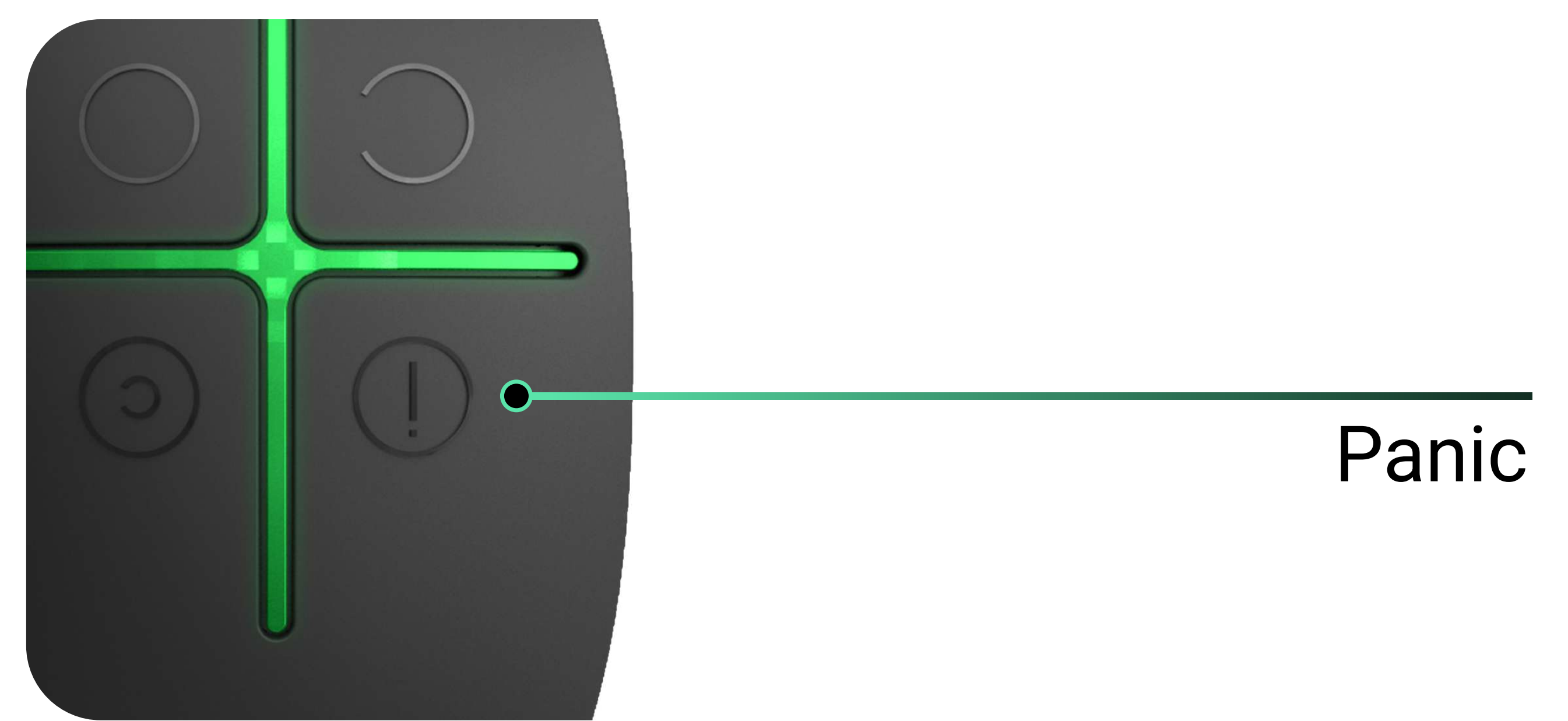
Security modes control

With SpaceControl, users can arm, disarm and activate the **Night mode** for the entire system. The key fob can also be configured to manage a separate security group.

The device can be assigned to a user. In this case, SpaceControl will have the same security modes management rights as the user.

Panic button

In case of an emergency, the user can press the built-in panic button and notify the security company monitoring station (CMS) and users about the dangerous situation. This ensures a fast and accurate response to the threat.



Protection against accidental pressing

In the Ajax app, a long or double press can be configured to exclude accidental activation of SpaceControl buttons while carrying it in a pocket or bag. Users do not need to worry about false panic alarms or incidental disarming.



 **Jeweller**
communication technology



Jeweller is a radio protocol for fast and reliable two-way communication between hub (or range extender) and connected devices. The protocol provides a wireless radio communication range with SpaceControl **up to 1300 meters**. This communication range allows using the Ajax security system even on large-scale objects.


Jeweller is responsible for transmitting alarms and commands. Thanks to Jeweller, users and the monitoring station can always see the current status of SpaceControl and the security mode of the system in Ajax apps.

Quick pairing with the system

The device connects to the Ajax security system in less than a minute. An installer needs to open the Ajax app, scan the QR code, add the device to the room and assign it to the user or a security group if needed. The key fob is configured remotely: the installer does not need to visit the facility to change key fob settings.

No need to disassemble the enclosure: replaceable batteries are pre-installed. With a special handler, SpaceControl can easily be attached to a key ring and carried around with the set of keys in a bag or a pocket.

Technical specifications

Communication with control panel or range extender	<div> Jeweller communication technology</div> <div>Frequency bands 866.0–866.5 MHz 868.0–868.6 MHz 868.7–869.2 MHz 905.0–926.5 MHz 915.85–926.5 MHz 921.0–922.0 MHz Depends on the region of sales.</div> <div>Maximum effective radiated power (ERP) Up to 20 mW</div> <div>Communication range up to 1,300 m Without obstacles.</div>	Compatibility	<div>Hubs all Ajax hubs</div> <div>Range extenders all Ajax radio signal range extenders</div>
Compliance with special fire standards	<div>EN 50131 (Grade 2) PD 6662:2017</div>	Features	<div>4 buttons Arm Disarm Night mode Panic Panic button can be deactivated by PRO or a user with admin rights in the Ajax apps.</div> <div>LED indication green and red SpaceControl reports its status only after any button is pressed.</div> <div>Protection against accidental press double or long press Configured by the PRO or user with admin rights in the Ajax apps.</div>

Anti-sabotage protection	Protection against spoofing device authentication	Power supply	1 × CR2032 battery Up to 5 years of battery life.
Enclosure and installation	Dimensions 65 × 37 × 10 mm Weight 13 g Operating temperature range from -25°C to +50°C Operating humidity up to 95% Protection class IP50 Colours Black White	Complete set	SpaceControl Jeweller 1 × CR2032 battery Pre-installed Quick Start Guide

StreetSiren DoubleDeck Fibra

Wired siren with a clip lock for a branded faceplate. Designed for indoor and outdoor use.



The device is compatible only with hubs supporting Fibra protocol. Find the detailed information via QR code or at the link:

ajax.systems/support/devices/streetsiren-doubleddeck-fibra/



StreetSiren DoubleDeck Fibra is the device of the Fibra wired product line. Such devices can only be purchased, installed, and administered by accredited Ajax Systems partners.

Key features

- Adjustable volume: from 85 dB to 113 dB
- Delays and security mode changing indication
- Remote configuring and testing in mobile and desktop apps
- Power consumption of up to 0.37 W

- Adjustable alarm duration: from 3 s to 3 min
- Chime feature
- SmartBracket mounting panel for installation without disassembling the siren enclosure
- Pairing with the security system via QR code or Fibra bus scanning

Additional promotion of security services




StreetSiren DoubleDeck



StreetSiren

The main difference between StreetSiren DoubleDeck and StreetSiren is the Brandplate faceplate. Security service providers can print their logo and contact information on the front panel of an outdoor siren. Located at the building, it will serve as an additional marketing channel that reaches new customers: neighbours and visitors.

How to order Brandplate



Brandplate is available in black or white and sold in batches separately from StreetSiren DoubleDeck. One batch is 10 pcs. You get a free print of one design on all panels when ordering four Brandplate batches (40 pcs) or more. Compose your Brandplate layout in 3 steps with a **Brandplate Constructor** following the link: ajax.systems/brandplate-constructor/



To order Brandplate, please contact the Ajax distributor in your region.

Notifies about everything



Alarms


The siren responds to alarms with a bright LED and a buzzer loud enough to scare away intruders and draw the attention of neighbours. It can be set to generate sound from 85 to 113 dB for an adjustable period of 3 seconds to 3 minutes.

Or the siren can be completely silent when it is set to respond to the alarm only with LED indication. Ajax apps allow installers to select detectors that activate the siren or assign it to a specific security group, remotely or on-site.

Security status

The LED can indicate armed mode. It also can be active even when the system is disarmed to imitate armed mode.

If users control the security system mainly using key fobs or keypads, the siren can notify them about arming/disarming and enter/exit delays with LED and short beeps. If users forget to disarm the system, the siren will remind them about it when entering the facility.



Door opening

The siren supports the **Chime** feature and reacts to the door opening. When the feature is enabled, the sirens make a short beep to indicate that the opening detectors are triggered when the system is disarmed. It is used, for example, in stores to notify employees that someone came in.



After-alarm indication

The siren can continue to inform about an alarm in the armed system with LED indication after the audible signal is played. The siren's lower right corner will flash twice every 3 seconds until the system is disarmed. So when security company patrols pass by the facility — they will see that the system was triggered.



Convenience down to details



Flexible project designing

Wired connectivity can cover the most complex objects like sectional metal warehouses, deep underground facilities, and other cases where a wired connection is particularly important. So the siren is ready for stable operation even in difficult installation conditions.

The installer can set each siren to notify about all events or react to events of a specific detector. For example, a siren will not alert about a water leak if it doesn't need to.

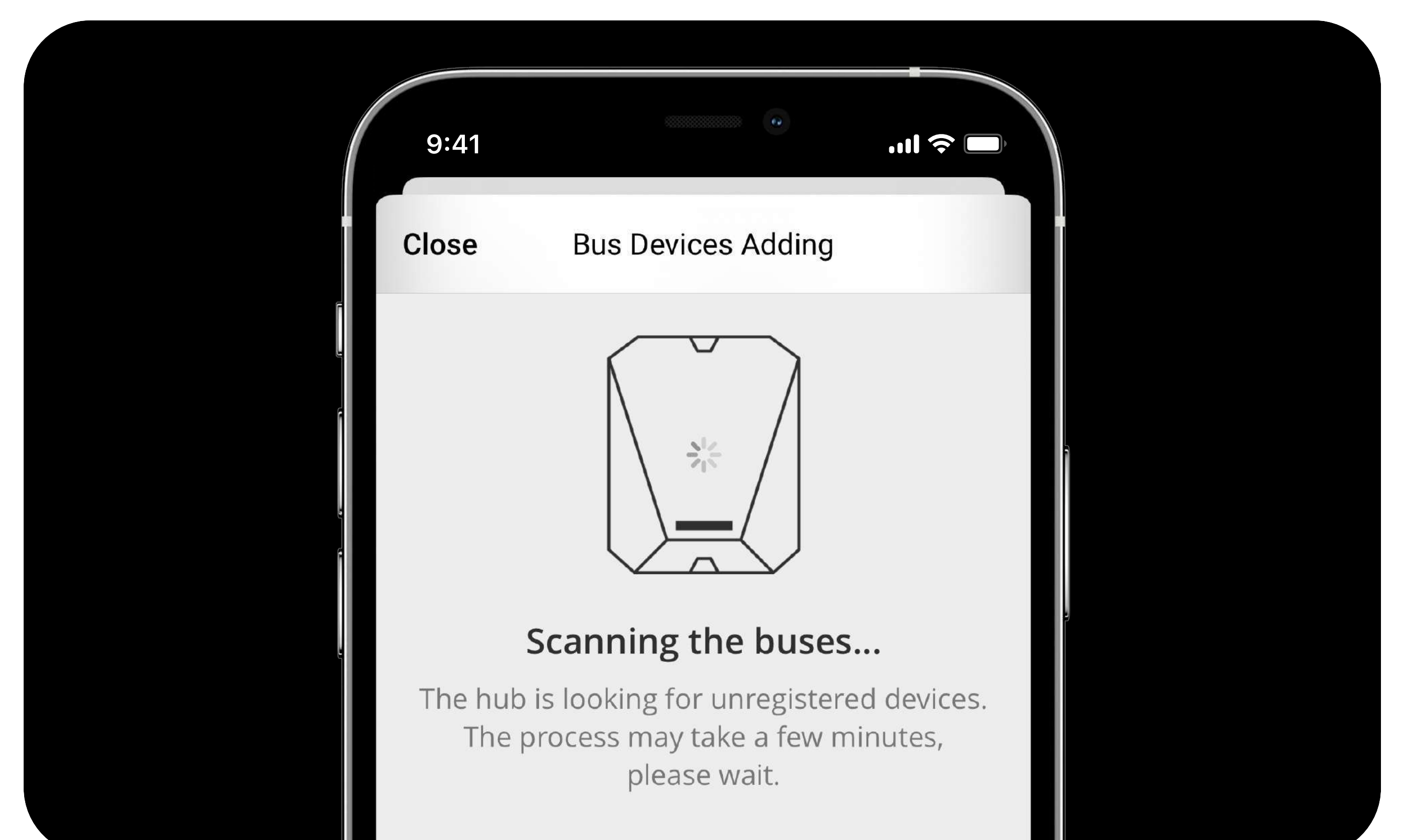
Easy installation

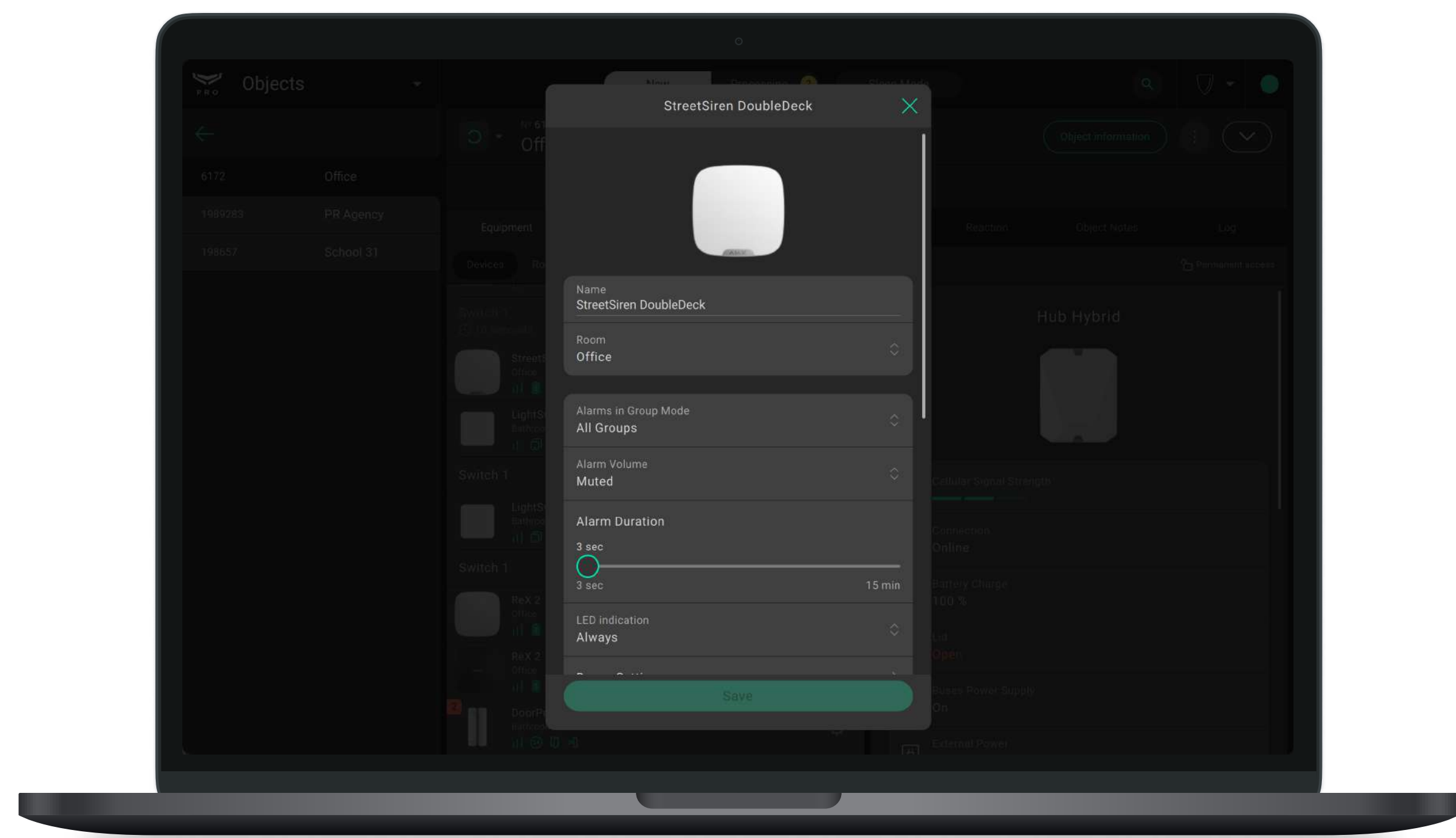
The SmartBracket panel with a built-in level allows an installer to fix the siren on the wall effortlessly. The installation kit includes all the necessary fasteners.

There is no need to disassemble the siren: the board with terminals is located outside the enclosure to eliminate hardware damage during installation. The board is removable, which makes connecting the wires more comfortable, and it can be easily installed back on special racks after connection. For cable management, there are bracings inside SmartBracket for fixing the wires with ties.

Quick pairing with the hub

The device connects to the hub automatically via the Fibra bus scanning. This tool is available in the PRO apps for PCs and smartphones. An installer only needs to name and assign the device to the room and security group. The device can also be added by scanning the QR code or entering its ID manually. All further settings are done in Ajax apps.





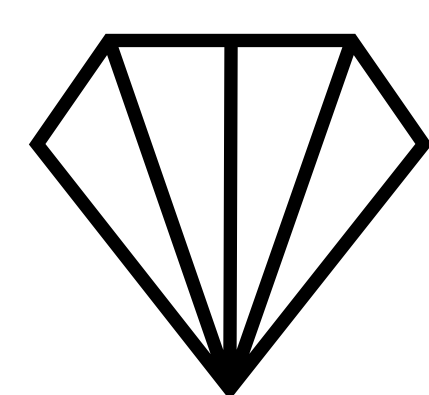
Remote configuring

Intuitive Ajax apps provide remote set-up and all detector information from anywhere the Internet is available, on a smartphone or PC. The installation engineer can remotely change the settings and provide services in-time. No need to visit the object.

Fibra power supply calculator

The Fibra power supply calculator is designed for security specialists to provide them with comprehensive information about the device's power consumption. It's easy to check before installation whether the wired system project will work in practice. The tool allows real-time project-making, highlighting the problem areas and offering different solutions. Once the calculations are finished, the results can be downloaded as a PDF file.

Verify your project by following the link: ajax.systems/products/fibra/power-calculator/



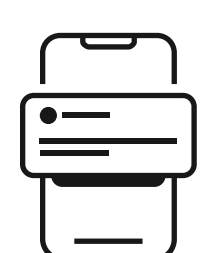
Fibra

communication technology



Fibra is a two-way wired protocol, ensuring fast and secure communication between hub and devices. Based on a bus connection method, Fibra delivers instant data-rich alarms: security companies and users know which device was triggered, when, and where it happened.

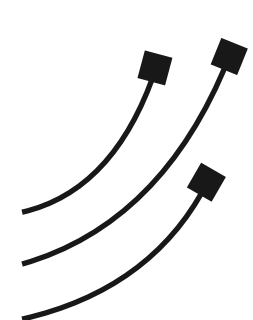
Fibra features encryption and authentication to prevent spoofing, and polling to display device status in real-time. Supporting **up to 2,000 m** of wired connectivity, Fibra is ready to protect any facilities and deliver the best user experience for both system owners and installers.



Informative notifications



Protected against
sabotage and spoofing




Up to 2,000 m of wired
communication range

12–300
sec

Adjustable polling interval:
from 12 to 300 s

Technical specifications

Compliance with standards	EN 50131 (Grade 2) PD 6662:2017	Compatibility	Hubs Hub Hybrid (2G) Hub Hybrid (4G) Range extenders no
Communication with control panel	 Fibra communication technology Wired connection U/UTP cat.5 4×2×0.51 with a copper conductor Signal cable 4×0.22 with a copper conductor Communication range up to 2,000 m With U/UTP cat.5 4×2×0.51 cable Protocol features Two-way communication Protection against sabotage Instant notifications Remote configuring in Ajax apps Polling interval 12–300 s Adjusted by PRO or user with admin rights in Ajax apps	Features	Types of notifications Acoustic LED Alarm volume from 85 to 113 dB at a distance of 1 m Adjusted by PRO or user with admin rights in Ajax apps Alarm duration from 3 s to 3 min Adjusted by PRO or user with admin rights in Ajax apps Piezoelectric buzzer frequency 3.5 ± 0.5 kHz

Alerts	Alarms Acoustic LED	Enclosure	Colour black, white
	Entry/exit delays Acoustic		Dimensions 198.5 × 198.5 × 59 mm Without Brandplate
	Security mode change Acoustic LED		198.5 × 198.5 × 63.25 mm With Brandplate
	Security status LED		Weight 516 g Without Brandplate
	Chime Acoustic If enabled, the siren makes a short beep to indicate that the opening detectors are triggered when the system is disarmed.		527 g With Brandplate
	After-alarm indication LED		Tamper alarm
Installation	Operating temperature range from -25°C to +50°C	Power supply	Main power supply 24 V $\overline{=}$, up to 100 μ A From Fibra line
	Operating humidity up to 95%		Backup power supply LTO 18650, 1500 mAh, 2.4 V $\overline{=}$ Up to 30 min of alarm signalling after main power failure
	Protection class IP54		
	Recommended installation height 2.5 m and higher		

Complete set	<div>StreetSiren DoubleDeck Fibra</div> <div>SmartBracket mounting panel</div> <div>Installation kit</div> <div>Quick Start Guide</div> <div>Complete set does not include Brandplate. It is available separately from StreetSiren DoubleDeck.</div>	
--------------	--	--

HomeSiren Jeweller

Wireless siren with external LED connector.



An Ajax hub is required for operation.
Find the detailed information on the device at the link:


 <https://ajax.systems/support/devices/homesiren/>




2
GRADE
EN 50131

PD 6662
2017

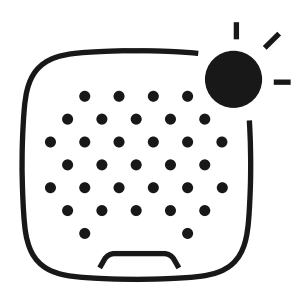
Key features



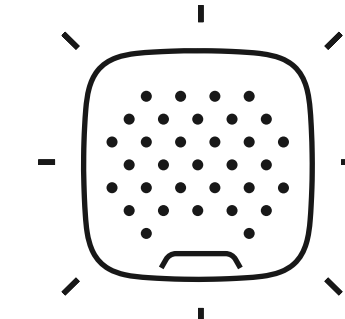
Adjustable volume: from 80 dB to 98 dB




Adjustable alarm duration:
from 3 to 180 s




Delay and security mode
changing indication



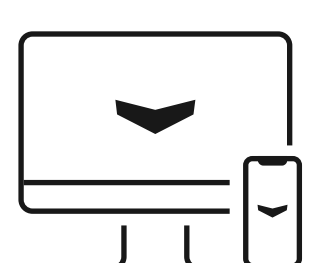
Door opening notifications




External LED connector



Effortless installation and replacement




Remote control and setup via the app



Connecting via QR code

Operating principle

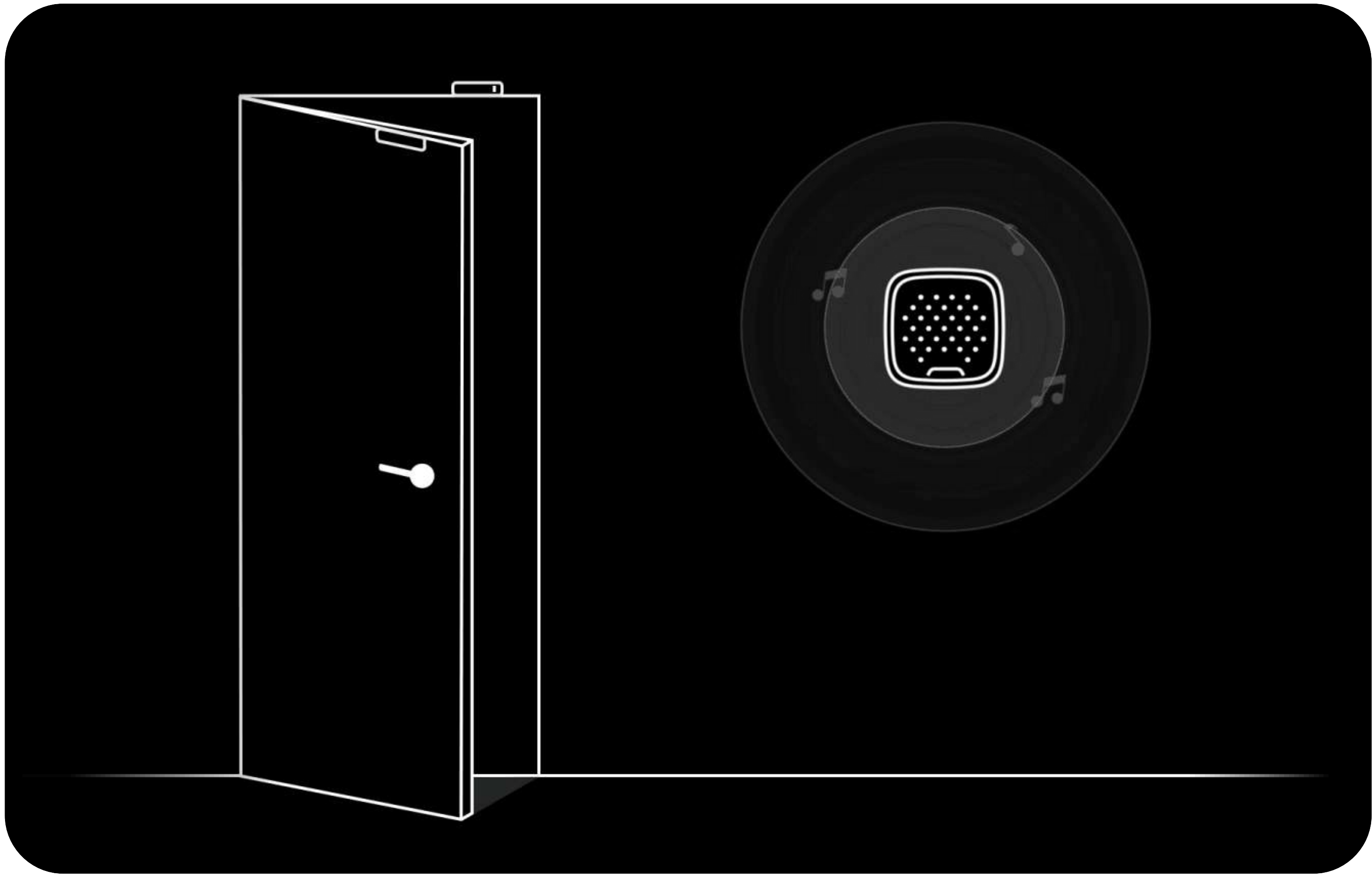


Informs about alarms

The siren responds to tamper and security system alarms in less than a second. It is loud enough to scare away intruders and attract the attention of neighbours.

Serves as a security status indicator

The siren LED notifies that the facility is armed, and a sound signal indicates **Delay When Entering / Leaving**. These are helpful features for the users who control the security system with a keypad or key fob.




Notifies on door opening

When the **Chime** feature is enabled, the siren makes a special sound to indicate that the opening detectors are triggered when the system is disarmed. The feature is used, for example, in stores to notify employees that someone has entered the building.




Jeweller is a **two-way wireless protocol** that provides fast and reliable communication between hubs and devices. The protocol delivers instant data-rich alarms: security companies and users know who and when has armed or disarmed the facility.

Jeweller features **encryption** and **authentication** to prevent forgery, and **polling** to display devices' status in real-time. Supporting up **to 2,000 m** of wireless connectivity, Jeweller is ready to protect facilities and deliver **the best user experience** for both end-users and installers.




Up to 5 years of operation on pre-installed battery



Up to 2,000 m of two-way encrypted wireless communication between hub and siren

Technical specifications

Compliance with standards	EN 50131 (Grade 2) PD 6662:2017	Compatibility	Hubs all Ajax hubs Range extenders all Ajax radio signal range extenders
Communication with control panel and range extenders	 Jeweller communication technology Frequency bands 866.0 – 866.5 MHz 868.0 – 868.6 MHz 868.7 – 869.2 MHz 905.0 – 926.5 MHz 915.85 – 926.5 MHz 921.0 – 922.0 MHz Depends on the region of sales Maximum effective radiated power (ERP) ≤ 20 mW Communication range up to 2,000 m In an open space Polling interval 12 – 300 s Adjusted by PRO or user with admin rights in the Ajax app Protection against forgery Device authentication	Features	Types of notifications Acoustic LED Alarm volume from 80 to 98 dB at a distance of 1 m Adjusted by PRO or user with admin rights in the Ajax app Alarm duration from 3 to 180 s Adjusted by PRO or user with admin rights in the Ajax app Siren sound frequency 3.4 ± 0.5 kHz Additional LED connection 3 V An external LED works in parallel with the siren built-in LED and fully replicates its indication Chime The siren makes a special sound to notify that the opening detectors are triggered when the system is disarmed

Power supply	Battery 2 × CR123A Pre-installed Battery life up to 5 years	Installation	Operating temperature range from -10°C to +40°C Operating humidity up to 75%
Enclosure	Colours white, black Dimensions 75 × 76 × 27 mm Weight 97 g Tampering alarm	Complete set	HomeSiren Jeweller 2 × CR123A battery Pre-installed SmartBracket Connector for LED indicator Installation kit Quick Start Guide